

Feedback 2



UPPSALA
UNIVERSITET
MARIE DUBREMETZ
marie.dubremetz@lingfil.uu.se

Uppsala, May 2016

Presentation Plan

- 1 Instructions
- 2 What to Improve?
- 3 What to Keep?
- 4 Feel the feedback form

Table of Contents

- 1 **Instructions**
- 2 What to Improve?
- 3 What to Keep?
- 4 Feel the feedback form

Instruction


- Congratulations if you passed
- If you did not pass:
 - If you send me your correction before 22d (included) of May you will get your feedback before the 25th.
 - For lab 1 and 2: for people passed by the 6 of June your result is fully recorded at first session.
 - Do not redo parts that you already passed, I will not look at them.
 - If just Markov Model exo is wrong. You can just write your answer in the core of your email message. No need for PDF in this case.
- Look at both your copy and the progress on studentportalen.

Table of Contents

- 1 Instructions
- 2 What to Improve?**
- 3 What to Keep?
- 4 Feel the feedback form

Feedback: to be Improved

List of problems : number of students concerned

- Target the question  (5/10)
- Communicate: make aware your none Swedish teacher that you feel difficulties with English (2/10)
- Familiarity with jargon can be improved (Anthology exploration helps)

For anthology: <http://aclweb.org/anthology/>

Table of Contents


- 1 Instructions
- 2 What to Improve?
- 3 What to Keep?**
- 4 Feel the feedback form

Feedback: Good Things

Given by the majority of you:

- English writing (100% lab 1) (80% Lab 2)
- Taking the risk to do extra work (programming, VG)
- Ability to explore high level literature (Jurafsky and Martin)

Given by one or 2 of you:

- Usage of meaningful color codes(e.g., Red= sequence modification, green vs red=good vs bad...)
- Bold **question answer!** 
- Read the instructions= 10% to 20% time of the work.
- Documented answers (Viterbi implementation, useful info from Hunpos manual)
- Full legend for the reader to understand formulas!

Overall:

- Group working
- Lively group in both lectures and lab
- Work independently

Table of Contents

- 1 Instructions
- 2 What to Improve?
- 3 What to Keep?
- 4 Feel the feedback form**

Feedback Form: Impact

The feedback form encouraged us in the past

- To fulfil your needs for clear deadline at day 0
- To give concrete expectations (Labs available since day 0, practice of work in the lectures)
- To improve availability (Individual support)
- To encourage group working

Your feedback form is:

- On studentportalen
- Fully anonymous
- Read by director of studies, teachers.
- Influencing teaching style and indirectly decisions (useful or not? keep or not?)
- More influential if we have lot of people answering


Feedback Form: Conclusion

We develop our pedagogy every day thanks to you. So don't be a guinea pig!



Feedback Form: Conclusion

We develop our pedagogy every day thanks to you. So don't be a guinea pig!



Express yourself!

Thank You!

Thank you. Read your copy and ask any questions!